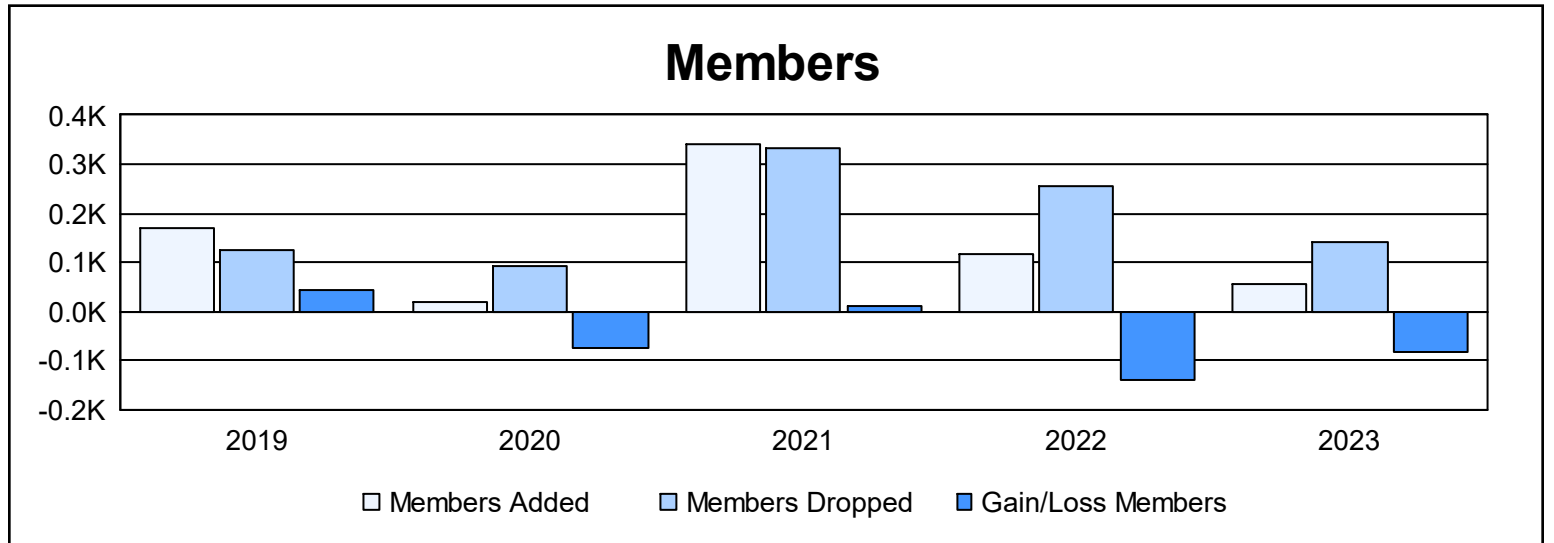
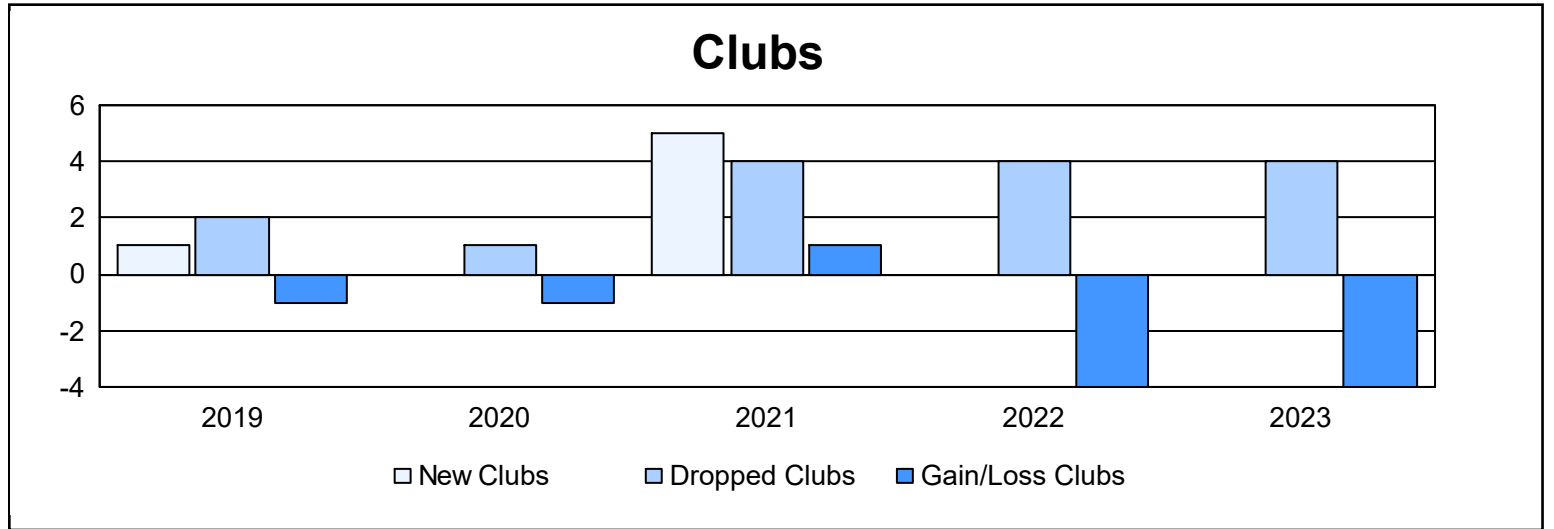
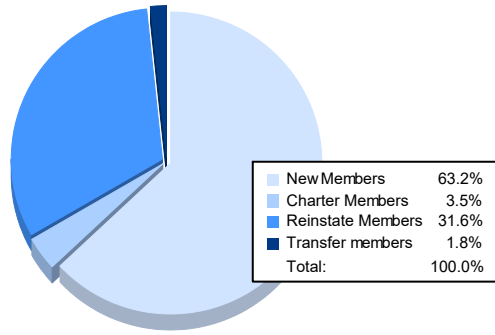


| Year           | New Clubs | Dropped Clubs | Gain/ Loss Clubs | New Members | Charter Members | Reinstate Members | Transfer Members | Total Member Added | Total Members Dropped | Gain/ Loss Members |
|----------------|-----------|---------------|------------------|-------------|-----------------|-------------------|------------------|--------------------|-----------------------|--------------------|
| 2018-2019      | 1         | 2             | -1               | 67          | 98              | 2                 | 4                | 171                | 126                   | 45                 |
| 2019-2020      | 0         | 1             | -1               | 9           | 0               | 4                 | 5                | 18                 | 92                    | -74                |
| 2020-2021      | 5         | 4             | 1                | 134         | 167             | 31                | 10               | 342                | 333                   | 9                  |
| 2021-2022      | 0         | 4             | -4               | 53          | 23              | 37                | 4                | 117                | 257                   | -140               |
| 2022-2023      | 0         | 4             | -4               | 36          | 2               | 18                | 1                | 57                 | 140                   | -83                |
| <b>Average</b> | <b>1</b>  | <b>3</b>      | <b>-2</b>        | <b>60</b>   | <b>58</b>       | <b>18</b>         | <b>5</b>         | <b>141</b>         | <b>190</b>            | <b>-49</b>         |



### Membership Composition June 2023 Cumulative



### Gender Composition June 2023 Cumulative

